


FY 2016 MONTHLY DISBURSEMENT PROGRAM
(In Thousand Pesos)


Department : Department of National Defense (DND)
 Agency : Office of Civil Defense
 Operating Unit : N/A
 Organization Code (UACS) : 170040000000


| Particulars | UACS CODE | Total Programs | Tax Rem Advice (TRA) | Net Program | Full Year Requirement | | | | | | | | | | | | | | | | |
|---|-----------|----------------|----------------------|-------------|-----------------------|--------|--------|----------------------|-----------|--------|--------|--------------------------|-----------|--------|--------|--------------------------|-----------|--------|--------|--------------------------|-----------|
| | | | | | Quarter 1 | | | | Quarter 2 | | | | Quarter 3 | | | | Quarter 4 | | | | Full Year |
| | | | | | Jan | Feb | March | Sub Total 9=6+7+8 | April | May | June | Sub Total 13=10+11+12 | July | Aug | Sep | Sub Total 17=14+15+16 | Oct | Nov | Dec | Sub Total 21=18+19+20 | Total |
| Part A | | | | | | | | | | | | | | | | | | | | | |
| I. Notice Cash Allocation | | | | | | | | | | | | | | | | | | | | | |
| A. Fiscal Year's (FY) Budget | | | | | | | | | | | | | | | | | | | | | |
| New GAA | | | | | | | | | | | | | | | | | | | | | |
| Comprehensive Release | | | | | | | | | | | | | | | | | | | | | |
| Govt. Agencies (Programs and Locally Funded projects) | | | | | | | | | | | | | | | | | | | | | |
| PS | | 147,692 | 11,159 | 136,533 | 10,656 | 11,817 | 10,657 | 33,130 | 10,657 | 13,824 | 10,656 | 35,137 | 11,816 | 10,656 | 10,657 | 33,129 | 10,657 | 13,824 | 10,656 | 35,137 | 136,533 |
| MOOE | | 880,418 | 44,021 | 836,397 | 41,819 | 41,820 | 41,820 | 125,459 | 55,760 | 55,759 | 55,760 | 167,279 | 97,580 | 97,580 | 97,580 | 292,740 | 83,640 | 83,639 | 83,640 | 250,919 | 836,397 |
| FinEx | | | | | | | | | | | | | | | | | | | | | |
| CO | | | | | | | | | | | | | | | | | | | | | |
| GOP Counter Part | | | | | | | | | | | | | | | | | | | | | |
| PS | | | | | | | | | | | | | | | | | | | | | |
| MOOE | | | | | | | | | | | | | | | | | | | | | |
| FinEx | | | | | | | | | | | | | | | | | | | | | |
| CO | | | | | | | | | | | | | | | | | | | | | |
| Loan Proceeds | | | | | | | | | | | | | | | | | | | | | |
| PS | | | | | | | | | | | | | | | | | | | | | |
| MOOE | | | | | | | | | | | | | | | | | | | | | |
| FinEx | | | | | | | | | | | | | | | | | | | | | |
| CO | | | | | | | | | | | | | | | | | | | | | |
| For Later Release | | | | | | | | | | | | | | | | | | | | | |
| Specific Budget of National Govt. Agencies (Programs and Locally Funded projects) | | | | | | | | | | | | | | | | | | | | | |
| PS | | | | | | | | | | | | | | | | | | | | | |
| MOOE | | | | | | | | | | | | | | | | | | | | | |
| FinEx | | | | | | | | | | | | | | | | | | | | | |
| CO | | | | | | | | | | | | | | | | | | | | | |
| GOP Counter Part | | | | | | | | | | | | | | | | | | | | | |
| PS | | | | | | | | | | | | | | | | | | | | | |
| MOOE | | | | | | | | | | | | | | | | | | | | | |
| FinEx | | | | | | | | | | | | | | | | | | | | | |
| CO | | | | | | | | | | | | | | | | | | | | | |
| Loan Proceeds | | | | | | | | | | | | | | | | | | | | | |
| PS | | | | | | | | | | | | | | | | | | | | | |
| MOOE | | | | | | | | | | | | | | | | | | | | | |
| FinEx | | | | | | | | | | | | | | | | | | | | | |
| CO | | | | | | | | | | | | | | | | | | | | | |
| Automatic Appropriation | | | | | | | | | | | | | | | | | | | | | |

| Particulars | UACS CODE | Total Programs | Tax Rem Advice (TRA) | Net Program | Full Year Requirement | | | | | | | | | | | | | | | | |
|---|-----------|----------------|----------------------|-------------|-----------------------|--------|--------|-----------|-----------|--------|--------|-----------|-----------|---------|---------|-----------|-----------|--------|--------|-----------|-----------|
| | | | | | Quarter 1 | | | | Quarter 2 | | | | Quarter 3 | | | | Quarter 4 | | | | Full Year |
| | | | | | Jan | Feb | March | Sub Total | April | May | June | Sub Total | July | Aug | Sep | Sub Total | Oct | Nov | Dec | Sub Total | Total |
| RLJP (PS) | | 7,449 | | 7,449 | 620 | 621 | 621 | 1,862 | 620 | 621 | 621 | 1,862 | 621 | 621 | 621 | 1,863 | 620 | 621 | 621 | 1,862 | 7,449 |
| Special Account in the General Fund | | | | | | | | | | | | | | | | | | | | | |
| PS | | | | | | | | | | | | | | | | | | | | | |
| MOOE | | | | | | | | | | | | | | | | | | | | | |
| FinEx | | | | | | | | | | | | | | | | | | | | | |
| CO | | | | | | | | | | | | | | | | | | | | | |
| Special Purpose Fund (Agency specific only) | | | | | | | | | | | | | | | | | | | | | |
| PS | | | | | | | | | | | | | | | | | | | | | |
| MOOE | | | | | | | | | | | | | | | | | | | | | |
| CO | | | | | | | | | | | | | | | | | | | | | |
| Total Program, FY Budget | | | | | | | | | | | | | | | | | | | | | |
| PS | | 155,141 | 11,159 | 143,982 | 11,276 | 12,438 | 11,278 | 34,992 | 11,277 | 14,445 | 11,277 | 36,999 | 12,437 | 11,277 | 11,278 | 34,992 | 11,277 | 14,445 | 11,277 | 36,999 | 143,982 |
| MOOE | | 880,418 | 44,021 | 838,397 | 41,819 | 41,820 | 41,820 | 125,459 | 55,760 | 55,759 | 55,760 | 167,279 | 97,580 | 97,580 | 97,580 | 292,740 | 83,640 | 83,639 | 83,640 | 250,919 | 836,397 |
| FinEx | | | | | | | | | | | | | | | | | | | | | |
| CO | | | | | | | | | | | | | | | | | | | | | |
| B. Prior Year (PY) Obligation | | | | | | | | | | | | | | | | | | | | | |
| Prior Year Accounts Payable | | | | | | | | | | | | | | | | | | | | | |
| PS | | | | | | | | | | | | | | | | | | | | | |
| MOOE | | | | | | | | | | | | | | | | | | | | | |
| FinEx | | | | | | | | | | | | | | | | | | | | | |
| CO | | | | | | | | | | | | | | | | | | | | | |
| Not yet Due and Demandable | | | | | | | | | | | | | | | | | | | | | |
| PS | | | | | | | | | | | | | | | | | | | | | |
| MOOE | | | | | | | | | | | | | | | | | | | | | |
| FinEx | | | | | | | | | | | | | | | | | | | | | |
| CO | | | | | | | | | | | | | | | | | | | | | |
| Total Program, PY Obligation | | | | | | | | | | | | | | | | | | | | | |
| PS | | | | | | | | | | | | | | | | | | | | | |
| MOOE | | | | | | | | | | | | | | | | | | | | | |
| FinEx | | | | | | | | | | | | | | | | | | | | | |
| CO | | | | | | | | | | | | | | | | | | | | | |
| Total NCA Program | | 1,035,559 | 55,180 | 980,379 | 53,095 | 54,258 | 53,098 | 160,451 | 67,037 | 70,204 | 67,037 | 204,278 | 110,017 | 108,857 | 108,859 | 327,732 | 94,917 | 98,084 | 94,917 | 287,918 | 980,379 |
| PS | | 155,141 | 11,159 | 143,982 | 11,276 | 12,438 | 11,278 | 34,992 | 11,277 | 14,445 | 11,277 | 36,999 | 12,437 | 11,277 | 11,278 | 34,992 | 11,277 | 14,445 | 11,277 | 36,999 | 143,982 |
| MOOE | | 880,418 | 44,021 | 836,397 | 41,819 | 41,820 | 41,820 | 125,459 | 55,760 | 55,759 | 55,760 | 167,279 | 97,580 | 97,580 | 97,580 | 292,740 | 83,640 | 83,639 | 83,640 | 250,919 | 836,397 |
| FinEx | | | | | | | | | | | | | | | | | | | | | |
| CO | | | | | | | | | | | | | | | | | | | | | |
| II. Cash Disbursement Ceiling (for DFA and | | | | | | | | | | | | | | | | | | | | | |
| PS | | | | | | | | | | | | | | | | | | | | | |
| MOOE | | | | | | | | | | | | | | | | | | | | | |
| FinEx | | | | | | | | | | | | | | | | | | | | | |
| CO | | | | | | | | | | | | | | | | | | | | | |
| II. Non-Cash Availment Authority | | | | | | | | | | | | | | | | | | | | | |
| PS | | | | | | | | | | | | | | | | | | | | | |
| MOOE | | | | | | | | | | | | | | | | | | | | | |
| FinEx | | | | | | | | | | | | | | | | | | | | | |
| CO | | | | | | | | | | | | | | | | | | | | | |
| IV. TAX REMITTANCE ADVICE | | | | | | | | | | | | | | | | | | | | | |
| PS | | | 11,159 | | 930 | 930 | 930 | 2,790 | 930 | 930 | 930 | 2,790 | 930 | 930 | 930 | 2,790 | 930 | 930 | 929 | 2,789 | 11,159 |
| MOOE | | | 44,021 | | 2,201 | 2,201 | 2,201 | 6,603 | 2,935 | 2,935 | 2,935 | 8,805 | 5,135 | 5,135 | 5,136 | 15,407 | 4,402 | 4,402 | 4,402 | 13,208 | 44,021 |
| FinEx | | | | | | | | | | | | | | | | | | | | | |

| Particulars | UACS CODE | Total Programs | Tax Rem Advice (TRA) | Net Program | Full Year Requirement | | | | | | | | | | | | | | | | |
|-------------|-----------|----------------|----------------------|-------------|-----------------------|-----|-------|-----------|-----------|-----|------|-----------|-----------|-----|-----|-----------|-----------|-----|-----|-----------|-----------|
| | | | | | Quarter 1 | | | | Quarter 2 | | | | Quarter 3 | | | | Quarter 4 | | | | Full Year |
| | | | | | Jan | Feb | March | Sub Total | April | May | June | Sub Total | July | Aug | Sep | Sub Total | Oct | Nov | Dec | Sub Total | Total |
| CO | | | | | | | | | | | | | | | | | | | | | |
| V. OTHERS | | | | | | | | | | | | | | | | | | | | | |

Prepared By: 
DIR AUGUSTO C. IGLESIA
 Chief, Financial Management Division
 Date: Nov 25, 2015

In coordination with:

DIR EDGARDO J. OLLET, MNSA
 Chief, Plans and Programs Division
 Date: X Nov 2015

Approved By: 
DIR ROMEO F. JARDO
 Acting Administrator
 Date: 